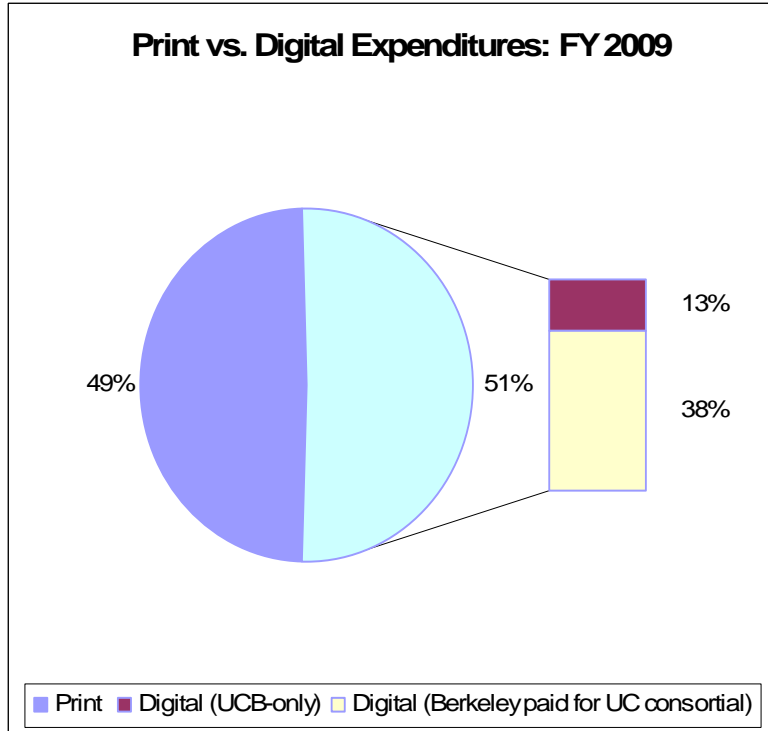


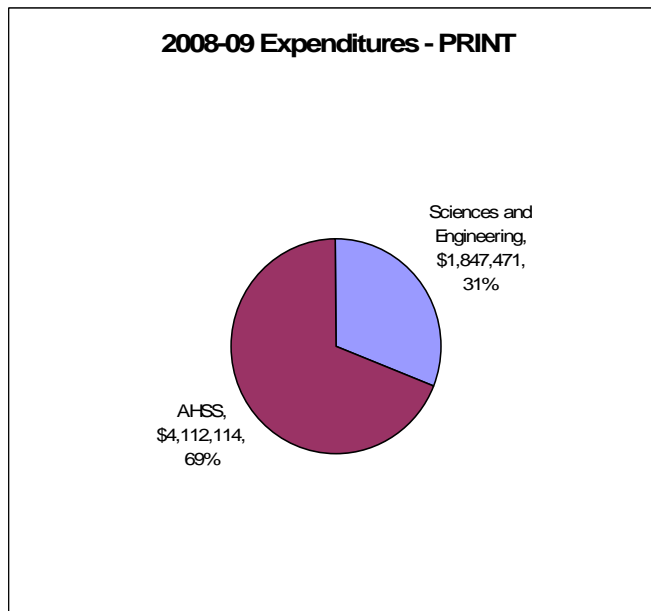
2008-2009 Berkeley Library Collections: Crossing the Digital Divide

Annual library purchases in 2008-2009 for general library collections totaled \$12,079,168. This year marked the first year in which the majority of these funds were spent on digital content. Of this total:

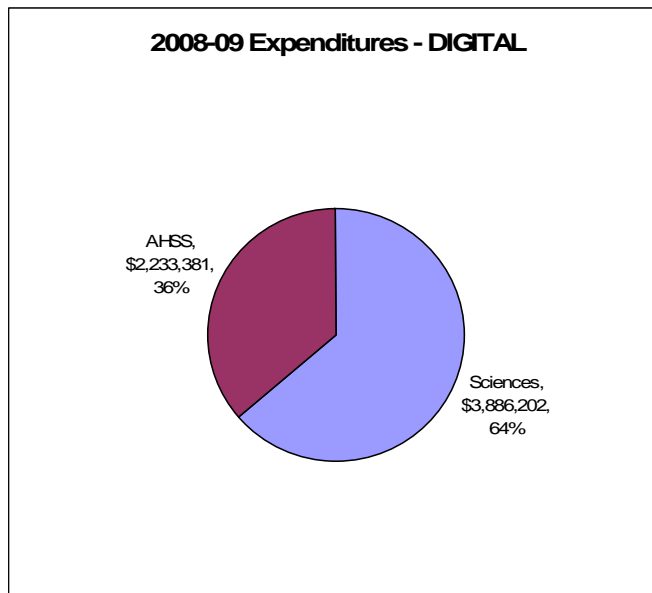
- \$5,959,585 was spent on print (a combination of monographs, monographic series and journals); and
- \$6,119,583 was spent on digital (\$1,543,215 on local-only resources; \$4,576,368 on UC consortial resources).



More of the total print budget is spent for Arts, Humanities, and Social Science resources.



More of the total digital budget is spent for Science & Engineering resources.



From Cliff to Soft Landing

Annual inflation rates for library materials average 5-8 percent annually. Over the last nine years – when no new recurring collections funds have been available from the campus – the Library has used a variety of strategies to continue building our desired collection in the face of annual inflationary increases, unexpected shifts in the purchase power of the U.S. dollar, and growth in knowledge production.

In 2004 and in 2005, the Library conducted serials cancellation projects.

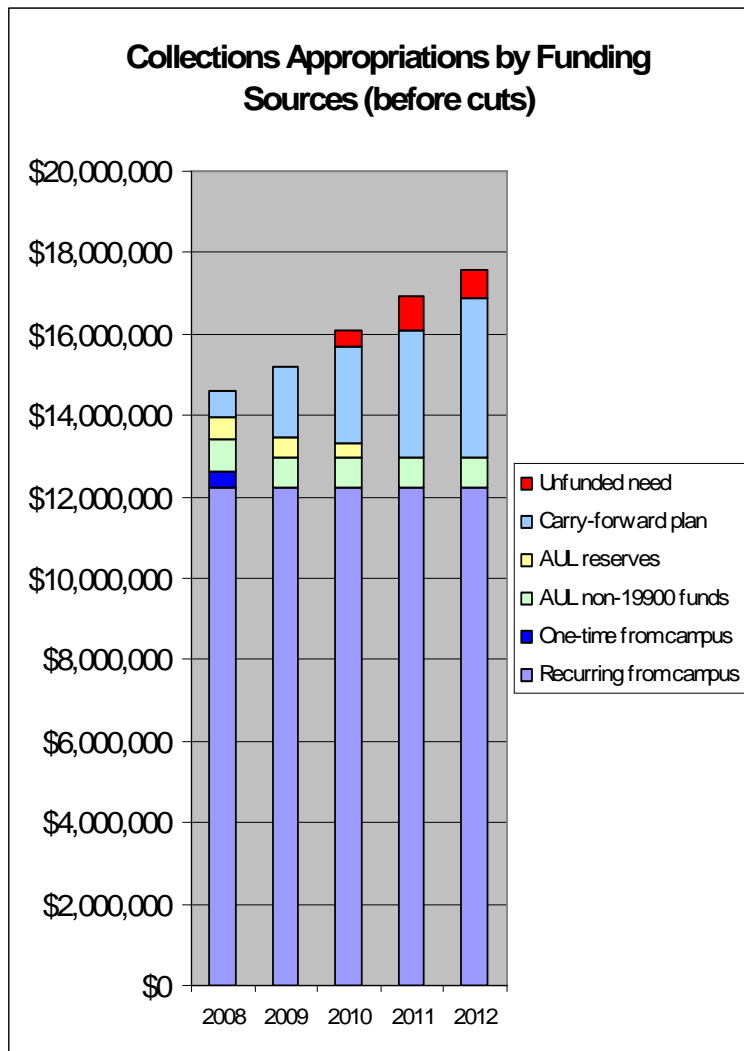
The Library has used discretionary funds managed by the AUL for Collections to cover differences between recurring needs and available funds. These funds will run dry in 2011.

In 2008 the Library undertook an aggressive capital campaign, targeting fundraising for collections and the renovation of the Moffitt Library. The economic downturn has dampened the Library’s ability to attract significant donor support for general collections.

Finally, Library operations funds which had been redirected toward collections shortfalls per the advice of campus have dried up after the 18% budget cut.

In response to the dire situation outlined above, the Library has undertaken a strategy of annual collections budget cuts combined with increased coordination of our collection development programs with those of our Stanford and UC partner libraries. This is outlined on the webpage at http://www.lib.berkeley.edu/Collections/budget_actions_2009.html.

The funding challenges noted above have profoundly changed the character of collection building at Berkeley from one of aggressive growth to one of conservative maintenance. This change is outlined in the charts on the following two pages. The first bar chart titled “Collections Appropriations...(before cuts)” demonstrates the ways in which the Library hoped to keep pace with inflation through the strategic use of one-time funding streams, keeping the unfunded need section of the chart to a minimum. The second graph “Collections Appropriations...(after cuts)” highlights the new reality in which we see a growing gap between our aspirations and our capacity.



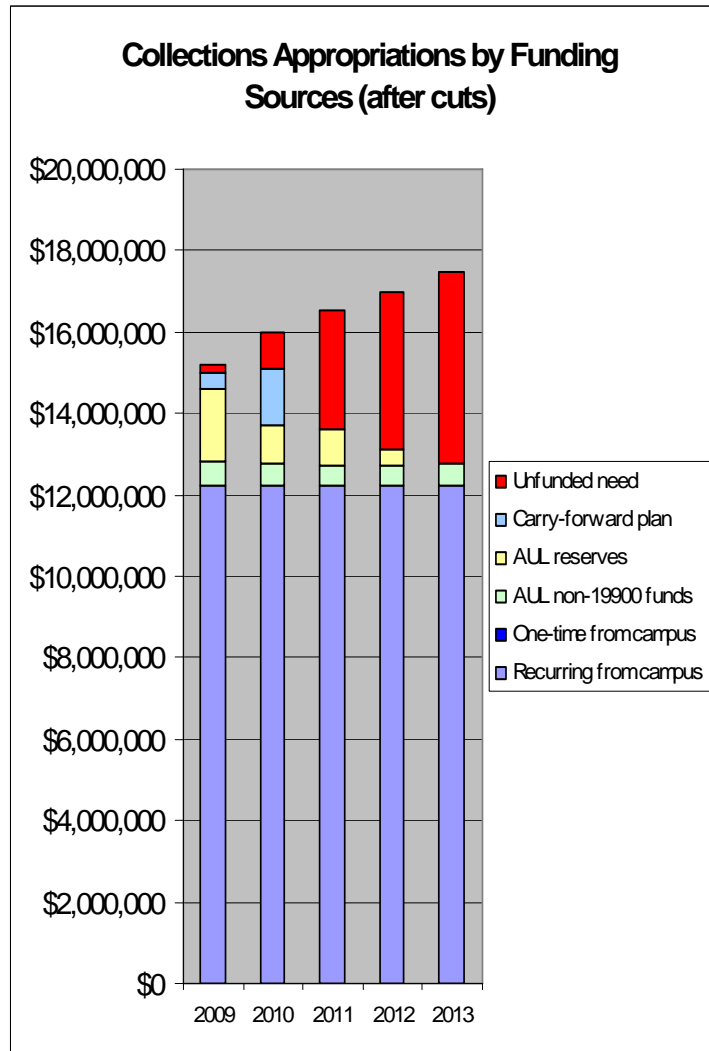
	2008	2009	2010	2011	2012
Recurring 1990 from campus	\$12,229,190	\$12,229,190	\$12,229,190	\$12,229,190	\$12,229,190
One-time from campus	\$400,000	\$0	\$0	\$0	\$0
AUL non-1990 funds	\$765,000	\$765,000	\$765,000	\$765,000	\$765,000
Reserves	\$557,451	\$483,446	\$336,824	none avail.	none avail.
Carry-forward plan	\$650,000	\$1,700,000	\$2,350,000	\$3,075,000	\$3,875,000
Unfunded need	\$0	\$0	\$431,591	\$846,335	\$700,043
Desired allocation	\$14,601,641	\$15,177,636	\$16,112,605	\$16,915,525	\$17,569,233

AUL non-1990 funds includes projections for income from endowments, donations, book sales and bills for unreturned items

Reserves includes carry-forward balances from AUL managed funds

Carry-forward plan includes redirection of funds from Library operations and fundraising activities

Unfunded need includes the digital and print content for which there is need on campus but which the Library projects it will not be able to acquire due to the growth in knowledge production as well as the impact of inflation and exchange rate fluctuation.



	2009	2010	2011	2012	2013
Recurring from campus	\$12,229,190	\$12,229,190	\$12,229,190	\$12,229,190	12,229,190
One-time from campus	\$0	\$0	\$0	\$0	\$0
AUL non-1990 funds	\$600,000	\$550,000	\$500,000	\$500,000	\$550,000
Reserves	\$1,796,470	\$950,000	\$900,809	\$406,251	\$0
Carry-forward plan	\$381,800	\$1,350,000	\$0	\$0	\$0
Unfunded need	\$170,176	\$913,415	\$2,885,526	\$3,833,792	\$4,712,963
Desired allocation	\$15,177,636	\$15,112,605	\$16,515,525	\$16,969,233	\$17,492,153

AUL non-1990 funds includes projections for income from endowments, donations, book sales and bills for unreturned items

Reserves includes carry-forward balances from AUL managed funds

Carry-forward plan includes redirection of funds from Library operations and fundraising activities

Unfunded need includes the digital and print content for which there is need on campus but which the Library projects it will not be able to acquire due to the growth in knowledge production as well as the impact of inflation and exchange rate fluctuation.